


# E-Line T8-55-6

## GORMAN-RUPP E-LINE GENERAL DESCRIPTION



The Gorman-Rupp E-Line T8-55-6 is an electric driven self-priming centrifugal pump set for pumping clean, dirty and sewage water.



### WEIGHT

Approx. 2890 kg

### OPERATION

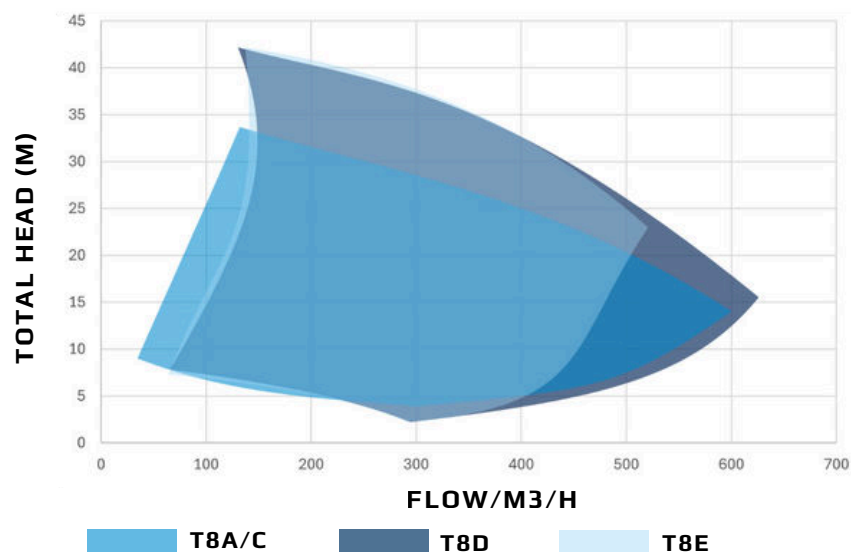
Control panel with main switch, emergency switch, pump on/off, hour counter and speed control. See rear side for more options.

### COUPLING AND GUARD

Rubber tyre coupling, integrated protective guard


### CHASSIS

Heavy gauge steel chassis, fully galvanized. Steel protective panels, galvanized, with an additional epoxy layer and powder coated RAL 5003 with a total dry film thickness of approx. 120 micron



### PUMP

Gorman-Rupp T8A60S-B self-priming centrifugal pump



### ELECTRIC MOTOR

55 kW IE4 Super premium efficiency electric motor with variable frequency drive (VFD) integrated in the pump set



### IMPELLER

14,75" Impeller made of Ductile Iron 65-45-12  
76,2 mm solid handling capacity



### PERFORMANCE

Max. 630 m3/h flow or  
42,5 mWc discharge head



### DIMENSIONS

8" x 8" BSP-T connection size  
L: 2,88 m W: 1,35 m H: 2,07 m



### SOUND

max. 75 dB, measured at 1 meter distance and 1 meter height



### WARRANTY

5-year Gorman-Rupp warranty on the pump,  
1-year on the motor and other components



*The Pump People®*

\*Pump performance curve is based on water with a SG=1.0 and without additional accessories.

WHERE BLUE MEETS GREEN



# E-Line T8-55-6

## GORMAN-RUPP E-LINE TECHNICAL SPECIFICATIONS



### PUMP

Solids handling  
Max. working pressure  
Impeller  
Bearing and seal cavity lubrication  
Shaft sealing

**T8A60S-B** (Standard version, see curves and table below for optional hydraulics.  
Check E-Line brochure for material codes)

76,2 mm  
83 psi (572 kPa)  
14,75" Semi-Open, Two Vane Ductile Iron 65-45-12  
SAE 30 Non-Detergent Oil  
Mechanical cartridge type seal with Silicon Carbide /  
Silicon Carbide faces and Fluorocarbon FKM, (Viton® or  
Equivalent) Elastomers.  
Standard Plated Steel  
Bearing and Seal Cavity Oil Level Sight Gauges  
Gray Iron 30  
Ductile Iron 65-45-12  
Alloy Steel 4150  
Alloy Steel 4130  
Gray Iron 30  
Gray Iron 30  
Buna-N, with Compressed Synthetic Fiber,  
Vegetable Fiber, PTFE, Cork and Rubber  
Buna N

Fasteners  
Oil sight glasses  
Pump casing  
Material Impeller  
Impeller Shaft  
Shaft sleeve  
Seal plate  
Bearing housing  
Gaskets

O-Rings



### AVAILABLE MODELS

<u>Model</u>	<u>Max. flow</u>	<u>Max. discharge head</u>	<u>Impeller Type</u>	<u>Solid handling</u>	<u>Design Feature</u>	<u>Materials</u>
T8A-55-6	600 m3/h	34 mWc	Semi-open, two vane	76,2 mm	Solids-handling (SH)	Cast Iron, CD4MCu
T8C-55-6	572 m3/h	32 mWc	Semi-open, two vane	76,2 mm	SH + Eradicator®	Cast Iron
T8D-55-6	630 m3/h	42 mWc	Semi-open, two vane	38 mm	High efficiency (HE)	Cast Iron
T8E-55-6	525 m3/h	42,5 mWc	Semi-open, two vane	38 mm	HE + Eradicator®	Cast Iron

### CHASSIS DESIGN

Chassis Heavy gauge steel chassis, fully  
galvanized  
Corrosion protection Hot-dip galvanized  
Protective panels Steel protective panels, galvanized  
with an additional epoxy layer and  
powder coated RAL 5003

### ELECTRIC MOTOR

Brand WEG  
Model W22  
Maximum Power 55,0 kW  
Efficiency Class IE4 Super Premium Efficiency  
Variable Frequency Euradrive, integrated in the  
Drive (VFD) pump set

### OPTIONS

Air Release Valve  
High Temperature Shutdown Kit  
Remote Control  
Float Switch  
Level Sensor  
Custom Colors

### CONTROL PANEL

Functionalities Main switch, emergency  
switch, pump on/off, hour  
counter and speed control  
IP Rating of the Cabinet IP44  
Earthing System 5 wire Terra-Neutral  
Separated (TN-S)  
connection  
CEE Plug 125A 5P 400V

